



*Catholic
Education*
Archdiocese of Brisbane

Brisbane Catholic Education

"Who's Coming to School Today?"

Report for Christ the King School



2009

PREAMBLE

This report compares your school's responses with responses across all schools on the recent 'Who's Coming to School Today?' survey, conducted by the Australian Council for Educational Research (ACER) on behalf of Brisbane Catholic Education (BCE).

The survey occurred in the first two weeks of March 2009, involving all 136 BCE schools and the following stakeholders:

- Year 3 students;
- Year 6 students;
- Year 9 students;
- Year 12 students;
- Parents of participating students;
- All teaching and non-teaching staff;
- Parish Priests with schools in their parish.

Your school's results have been presented to align with the priorities and components of the BCE *School Cyclical Review Manual 2008-12*, in particular:

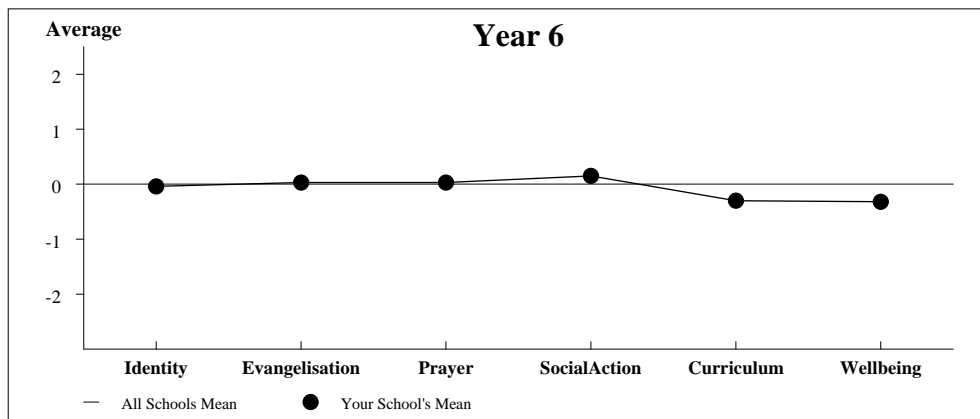
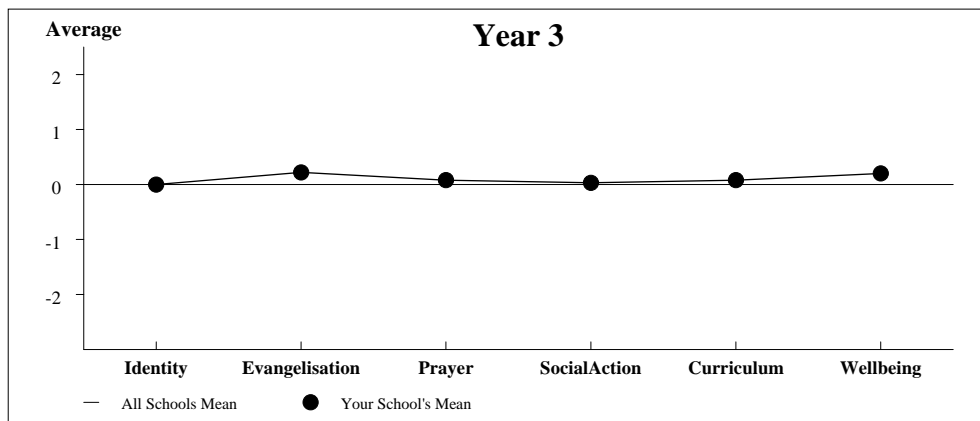
Priority 1	Religious and Evangelising Mission
Component 1.1	Religious Identity and Culture
Component 1.2	Evangelisation and Faith Formation
Component 1.3	Prayer and Worship
Component 1.4	Social Action and Justice
Component 1.5	Learning and Teaching of Religion
Priority 2	Student Learning Outcomes
Component 2.2 & 2.3	Curriculum, Learning and Teaching
Priority 3	Student Support
Component 3.4	Student Wellbeing and Pastoral Care
Priority 5	Partnerships and Relationships
Component 5.1	Relationships with parents, care givers and local community

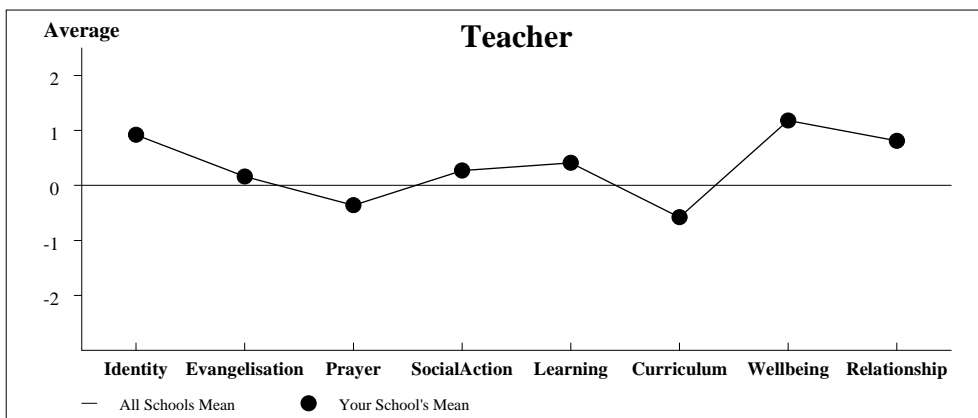
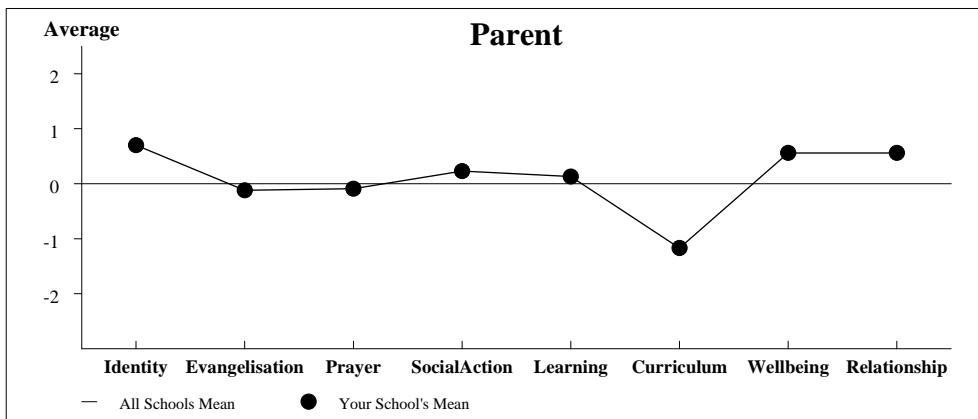
SUMMARY OF RESULTS

Your school's average response for each category

The following graphs provide a very general overview of your school's responses and capture your school's results across the various categories.

For example, the first category, "Religious Identity and Culture" has four questions but the black dot on the graph below is simply your school's average response to all four questions that make up "Religious Identity and Culture", as compared to the average for all schools both primary and secondary (the straight black line). In other words, the black dot is the average of an average. The overview graphs below simply alert you to general areas where your school lies above or below the average across all schools. It might highlight a response you wish to analyse in more detail. To do this you need to consult the detailed results for your school that are presented in this report.





GUIDE TO GROUP REPORTS

The information in the next section of this report provides more detailed results of your school's responses to the survey questions. Results are presented in relation to specific questions from the surveys, and are compared to the average for all 136 participating schools. The average results both for your school and all participating schools for each category are also presented graphically on a 5 point scale, which moves from least positive (1) to most positive (5). The box below explains the measurement system used:

A note on the measurements used in this report

On the graphs overleaf, results are marked on a 5 point scale on the vertical (or Y axis) of the graph because most questions in the surveys allowed for 5 responses e.g., 'I believe in God' = 'Certainly false' (1) / 'Probably false' (2) / 'Uncertain' (3) / 'Probably true' (4) / 'Certainly true' (5).

A proportional weighting was used to place all responses on a 5 point scale. For instance, the Year 3 surveys allowed for only 3 responses e.g., 3 point response – 'I believe in God', 1 = 'True' (1.67) / 2 = 'Sometimes' (3.33) / 3 = 'No' (5).

Also, some questions across all surveys were limited to 4 responses e.g., 4 point response – 'My school does a good job at providing good academic results', 1 = 'Strongly disagree' (1.25) / 2 = 'Disagree' (2.5) / 3 = 'Agree' (3.75) / 4 = 'Strongly agree' (5).

Some questions were also negatively worded and needed to be recoded to ensure a consistent presentation on a 5 point scale, from least positive (1) to most positive (5). e.g., 'Jesus does not mean anything to me' = 'Certainly false' (5) / 'Probably false' (4) / 'Uncertain' (3) / 'Probably true' (2) / 'Certainly true' (1).

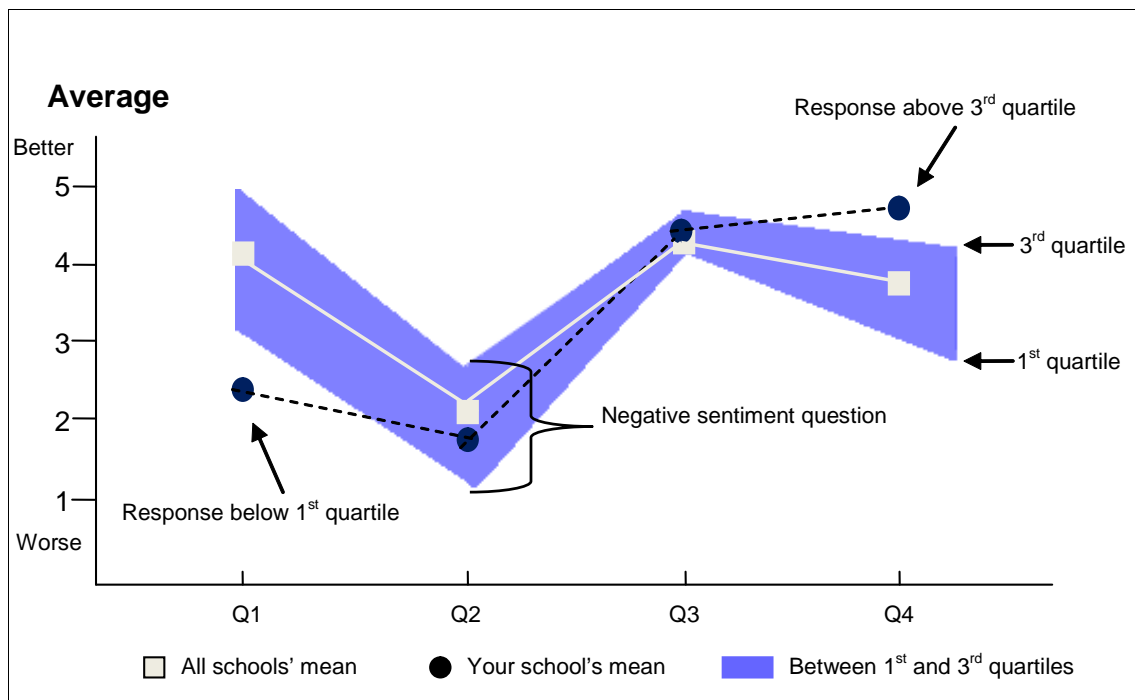
The end result is that all responses are represented in the graphs overleaf on a common scale, irrespective of whether they are on a 3, 4 or 5 point scale or whether they are positively or negatively worded.

Your school's responses that lie outside the normal range

In this section we compare the responses for your school population to the “mid-range” results between the first and third quartiles, (first quartile = 25% of responses are below this level, third quartile = 25% of responses are above this level), i.e. how your school responses compare to the middle 50% of responses for all schools. If your school's average response for a question fell outside the mid-range for all participating schools, it is shown below as being either above the third quartile or below the first quartile. Questions for which the average response for all schools is considerably lower than usual (e.g. question 2 in the example below), may be questions in which a negative sentiment is expressed in the wording (e.g. “I feel lonely”). In these instances, the ‘better’ responses will actually have a lower score, highlighting the importance of cross-referencing apparently low average responses with the original wording of the question.

Note: For some questions, the 1st and 3rd quartile may have the same value (e.g. both quartiles have the value of “4”, represented by a blue line instead of blue shading). In these instances, your school's mean responses are not flagged in this section for falling outside this range.

Example:



Questions in which your school responded above the third quartile

In the following questions, your school's average response was above the third quartile for all schools:

Year 6 Survey

- Q2d (Yr 6: Page 5)

Questions in which your school responded below the first quartile

In the following questions, your school's average response was below the first quartile for all schools:

Year 6 Survey

- Q3j (Yr 6: Page 4)
- Q3f (Yr 6: Page 6)

Parent Survey

- Q14j (Parent: Page 5)
- Q14m (Parent: Page 5)
- Q10e (Parent: Page 9)
- Q10g (Parent: Page 9)
- Q10n (Parent: Page 9)
- Q10o (Parent: Page 9)
- Q10s (Parent: Page 9)

Teacher Survey


- Q8t (Staff: Page 4)
- Q8a (Staff: Page 7)
- Q8f (Staff: Page 7)
- Q8n (Staff: Page 7)
- Q8s (Staff: Page 7)

Any questions for which your school's average response was below the first quartile may merit further reflection and investigation because results are presented on a common scale, from least positive (1=lower) to most positive (5=higher). Further detail relating to how your school's participants responded to each question is presented in the individual report for that group (e.g. Parent Report, Teacher Report etc).

Note: There are very small differences in the averages reported in the main study and the school reports for Year 6 students. This is due to the addition of four schools to the Year 6 student data file between the time the main report was written and the school reports were prepared. The differences are very small and do not alter the conclusions of the main report, nor any inferences that schools might wish to draw in comparing their results with the results of all schools. For all other data there are no differences between the final report and the school report.



Results from the 2009 Brisbane Catholic Education Survey - Year 3

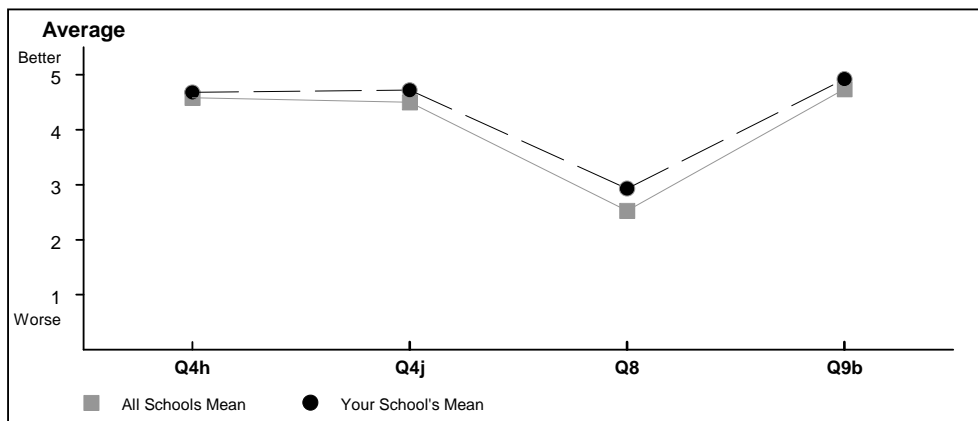


Average Results for all Yr 3 students in all BCE Schools

Christ the King School

Gender	%		%
Boys:	50	Boys:	48
Girls:	50	Girls:	52
Religion			
Catholic:	74	Catholic:	85
Anglican:	4	Anglican:	5
Other Christian:	6	Other Christian:	0
Other:	5	Other:	2
I do not have a religion:	11	I do not have a religion:	7
<i>Over the last year, how regularly have you gone to church outside of school?</i>			
Every week at least:	17	Every week at least:	21
Regularly but not weekly:	12	Regularly but not weekly:	17
About once a month:	10	About once a month:	10
Special or family occasions only:	30	Special or family occasions only:	38
Never:	31	Never:	14

Religious Identity and Culture




Average Results for all Yr 3 students in all BCE Schools

Christ the King School

	%		%
1. (Q4h) My school is good at making me feel welcome.			
Yes:	79	Yes:	83
Sometimes:	17	Sometimes:	14
No:	5	No:	2
2. (Q4j) My school is good at helping me understand others better.			
Yes:	75	Yes:	88
Sometimes:	19	Sometimes:	7
No:	5	No:	5
3. (Q8) How important would you say religion is in your life?			
Very important:	60	Very important:	40
Fairly important:	28	Fairly important:	40
Not important:	6	Not important:	7
Not at all important:	6	Not at all important:	12
4. (Q9b) I think that going to Church is a waste of time.			
Yes:	15	Yes:	12
Sometimes:	19	Sometimes:	26
No:	66	No:	62



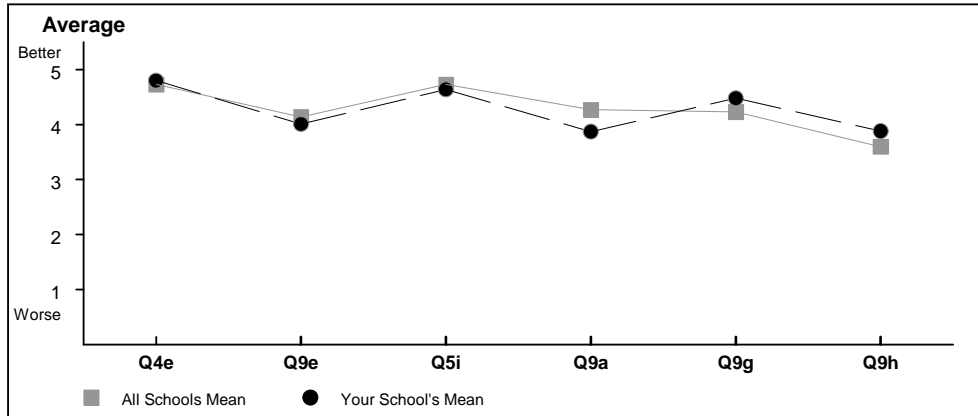
Results from the 2009 Brisbane Catholic Education Survey - Year 3



**Average Results for all Yr 3
students in all BCE Schools**

Christ the King School


Evangelisation and Faith Formation



	%		%
5. (Q4e) My school is good at helping me understand God better.			
Yes:	86	Yes:	90
Sometimes:	11	Sometimes:	7
No:	3	No:	2
6. (Q9e) I try to make decisions like Jesus.			
Yes:	72	Yes:	86
Sometimes:	22	Sometimes:	10
No:	6	No:	5
7. (Q5i) When I grow up I want to know and love God.			
Yes:	87	Yes:	83
Unsure:	10	Unsure:	12
No:	3	No:	5
8. (Q9a) I believe in God.			
Yes:	88	Yes:	98
Sometimes:	9	Sometimes:	0
No:	4	No:	2
9. (Q9g) Sometimes I wonder if God is real or not.			
Yes:	48	Yes:	60
Sometimes:	21	Sometimes:	12
No:	32	No:	28
10. (Q9h) I feel that there is a plan for my life.			
Yes:	58	Yes:	60
Sometimes:	21	Sometimes:	26
No:	21	No:	14



Results from the 2009 Brisbane Catholic Education Survey - Year 3



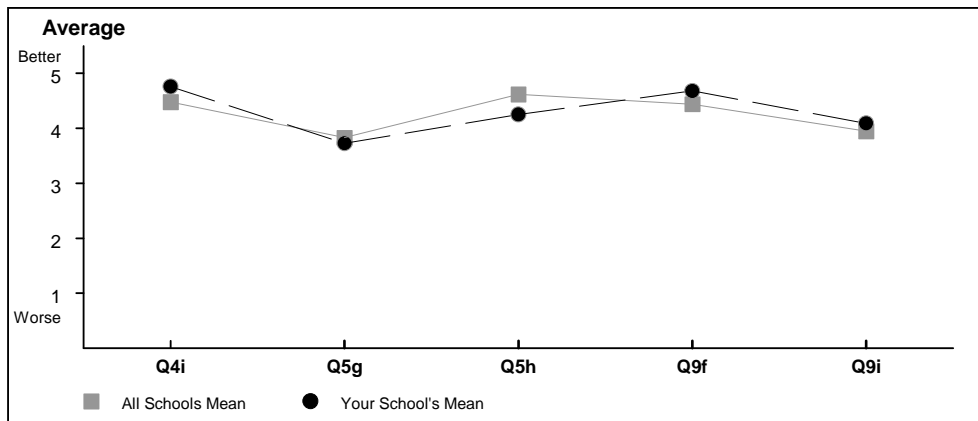
**Average Results for all Yr 3
students in all BCE Schools**

Christ the King School

Prayer and Worship

	%		%
<i>11. (Q9c) Prayer helps me a lot.</i>			
Yes:	64	Yes:	68
Sometimes:	26	Sometimes:	22
No:	10	No:	10


Social Action and Justice



	%		%
<i>12. (Q4i) My school is good at helping me understand myself better.</i>			
Yes:	75	Yes:	88
Sometimes:	19	Sometimes:	10
No:	6	No:	2
<i>13. (Q5g) When I grow up I want to work for poor people.</i>			
Yes:	45	Yes:	40
Unsure:	38	Unsure:	43
No:	16	No:	17
<i>14. (Q5h) When I grow up I want to care for the natural environment.</i>			
Yes:	81	Yes:	67
Unsure:	15	Unsure:	21
No:	4	No:	12
<i>15. (Q9f) Sometimes I worry about poor people.</i>			
Yes:	62	Yes:	81
Sometimes:	28	Sometimes:	7
No:	9	No:	12
<i>16. (Q9i) I care about the world and am concerned about the future.</i>			
Yes:	78	Yes:	83
Sometimes:	16	Sometimes:	10
No:	6	No:	7



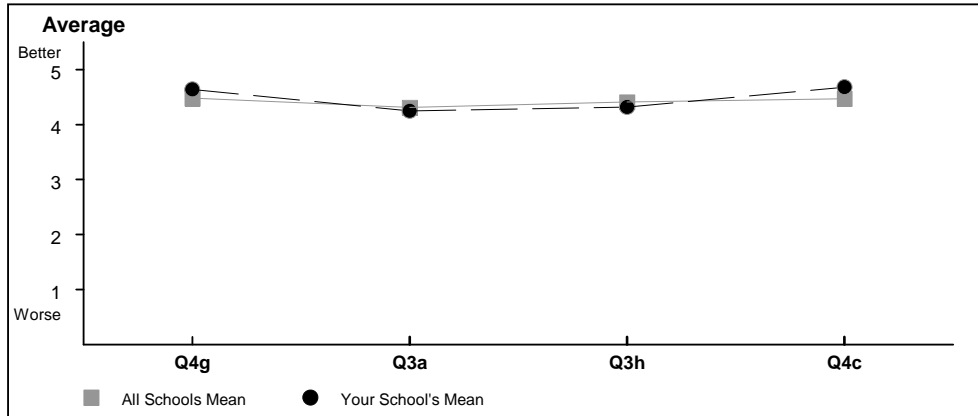
Results from the 2009 Brisbane Catholic Education Survey - Year 3



Average Results for all Yr 3
students in all BCE Schools

Christ the King School

Curriculum, Learning and Teaching

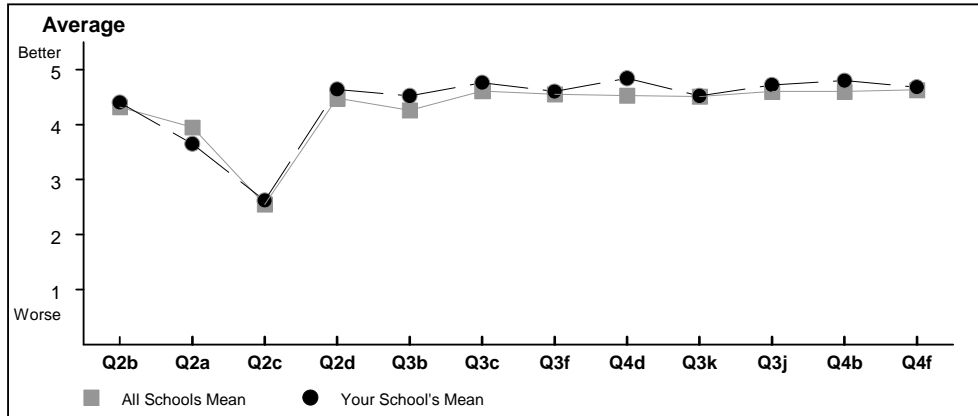


	%		%
17. (Q4g) My school is good at making learning interesting.			
Yes:	73	Yes:	81
Sometimes:	22	Sometimes:	17
No:	5	No:	2
18. (Q3a) Learning is fun at this school.			
Yes:	64	Yes:	62
Sometimes:	30	Sometimes:	31
No:	6	No:	7
19. (Q3h) I enjoy what I do in class.			
Yes:	68	Yes:	67
Sometimes:	29	Sometimes:	26
No:	4	No:	7
20. (Q4c) My school is good at helping me get good marks.			
Yes:	72	Yes:	83
Sometimes:	23	Sometimes:	14
No:	4	No:	2

**Average Results for all Yr 3
students in all BCE Schools**

Christ the King School


Student Wellbeing and Pastoral Care



	%		%
21. (Q2b) I like learning.			
Yes:	65	Yes:	74
Sometimes:	28	Sometimes:	17
No:	7	No:	10
22. (Q2a) I like to go to school each day.			
Yes:	46	Yes:	31
Sometimes:	45	Sometimes:	57
No:	9	No:	12
23. (Q2c) I feel lonely most days.			
Yes:	10	Yes:	7
Sometimes:	33	Sometimes:	43
No:	57	No:	50
24. (Q2d) I am happy most days.			
Yes:	73	Yes:	81
Sometimes:	23	Sometimes:	17
No:	4	No:	2
25. (Q3b) Other students are friendly to me.			
Yes:	59	Yes:	76
Sometimes:	37	Sometimes:	19
No:	3	No:	5
26. (Q3c) Teachers will help me if I need help.			
Yes:	79	Yes:	88
Sometimes:	18	Sometimes:	10
No:	3	No:	2
27. (Q3f) I have been happy at this school.			
Yes:	76	Yes:	79
Sometimes:	20	Sometimes:	19
No:	4	No:	2



Results from the 2009 Brisbane Catholic Education Survey - Year 3



**Average Results for all Yr 3
students in all BCE Schools**

Christ the King School

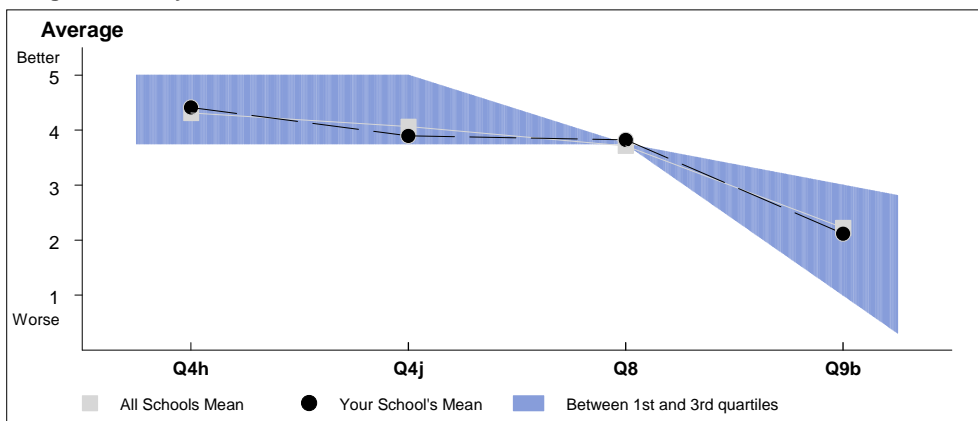
	%		%
Student Wellbeing and Pastoral Care (cont)			
<i>28. (Q4d) My school is good at providing good discipline.</i>			
Yes:	76	Yes:	93
Sometimes:	20	Sometimes:	5
No:	4	No:	2
<i>29. (Q3k) I can get help if I am being bullied.</i>			
Yes:	78	Yes:	81
Sometimes:	15	Sometimes:	10
No:	7	No:	10
<i>30 (Q3j) I feel safe at this school.</i>			
Yes:	80	Yes:	86
Sometimes:	16	Sometimes:	12
No:	4	No:	2
<i>31. (Q4b) My school is good at caring for me.</i>			
Yes:	79	Yes:	90
Sometimes:	17	Sometimes:	7
No:	4	No:	2
<i>32. (Q4f) My school is good at making me behave.</i>			
Yes:	82	Yes:	83
Sometimes:	14	Sometimes:	14
No:	4	No:	2

Average Results for all Yr 6 students in all BCE Schools

Christ the King School

Gender	%		%
Boys:	44	Boys:	29
Girls:	56	Girls:	71
Religion			
Catholic:	75	Catholic:	94
Anglican:	5	Anglican:	0
Other Christian:	5	Other Christian:	0
Other:	5	Other:	6
I do not have a religion:	10	I do not have a religion:	0
<i>Over the last year, how regularly have you gone to church outside of school?</i>			
Every week at least:	12	Every week at least:	18
Regularly but not weekly:	13	Regularly but not weekly:	18
About once a month:	11	About once a month:	18
Special or family occasions only:	36	Special or family occasions only:	29
Never:	27	Never:	18

Religious Identity and Culture



Average Results for all Yr 6 students in all BCE Schools

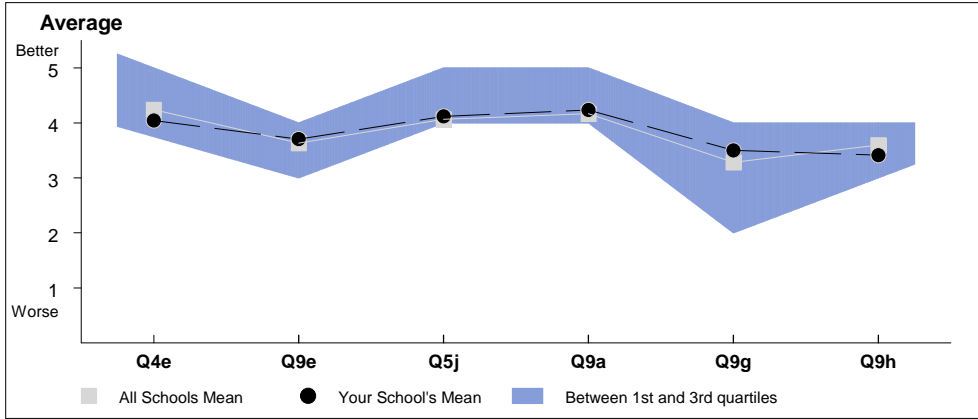
Christ the King School

	%		%
<i>1. (Q4h) My school does a good job at being welcoming and inclusive.</i>			
Strongly Agree:	52	Strongly Agree:	53
Agree:	42	Agree:	47
Disagree:	4	Disagree:	0
Strongly Disagree:	1	Strongly Disagree:	0
<i>2. (Q4j) My school does a good job at helping students understand the needs of others.</i>			
Strongly Agree:	38	Strongly Agree:	29
Agree:	53	Agree:	59
Disagree:	8	Disagree:	6
Strongly Disagree:	2	Strongly Disagree:	6
<i>3. (Q8) How important would you say religion is in your life?</i>			
Very important:	25	Very important:	12
Fairly important:	54	Fairly important:	82
Not important:	15	Not important:	6
Not at all important:	6	Not at all important:	0
<i>4. (Q9b) I think that going to Church is a waste of time.</i>			
Strongly Agree:	6	Strongly Agree:	0
Agree:	9	Agree:	18
Uncertain:	20	Uncertain:	6
Disagree:	31	Disagree:	47
Strongly Disagree:	35	Strongly Disagree:	29

**Average Results for all Yr 6
students in all BCE Schools**

Christ the King School

Evangelisation and Faith Formation



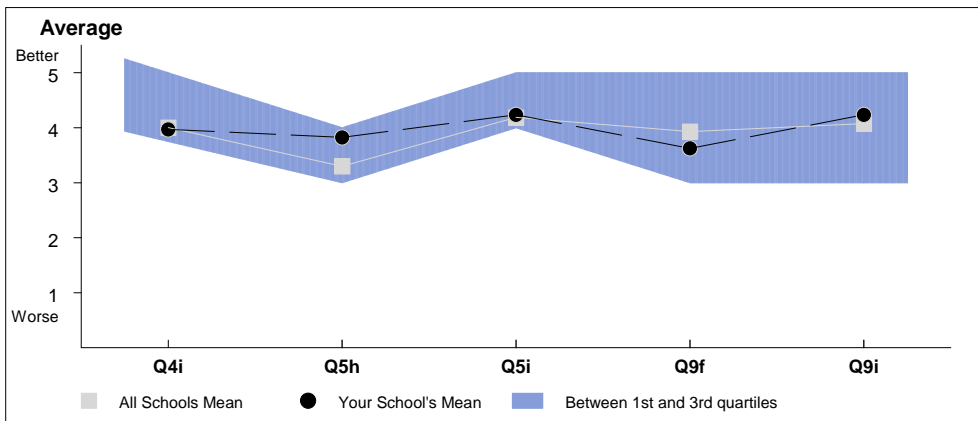
	%		%
5. (Q4e) My school is good at helping me understand God better.			
Strongly Agree:	49	Strongly Agree:	35
Agree:	43	Agree:	53
Disagree:	5	Disagree:	12
Strongly Disagree:	2	Strongly Disagree:	0
6. (Q9e) I try to make decisions like Jesus.			
Strongly Agree:	21	Strongly Agree:	18
Agree:	39	Agree:	35
Uncertain:	29	Uncertain:	47
Disagree:	8	Disagree:	0
Strongly Disagree:	4	Strongly Disagree:	0
7. (Q5j) When I grow up I want to know and love God.			
Strongly Agree:	43	Strongly Agree:	41
Agree:	33	Agree:	29
Uncertain:	16	Uncertain:	29
Disagree:	4	Disagree:	0
Strongly Disagree:	4	Strongly Disagree:	0
8. (Q9a) I believe in God.			
Strongly Agree:	49	Strongly Agree:	47
Agree:	31	Agree:	35
Uncertain:	14	Uncertain:	12
Disagree:	3	Disagree:	6
Strongly Disagree:	4	Strongly Disagree:	0
9. (Q9g) Sometimes I wonder if God is real or not.			
Strongly Agree:	20	Strongly Agree:	25
Agree:	31	Agree:	38
Uncertain:	20	Uncertain:	12
Disagree:	13	Disagree:	12
Strongly Disagree:	16	Strongly Disagree:	12
10. (Q9h) Sometimes I feel like there is a plan for my life.			
Strongly Agree:	25	Strongly Agree:	24
Agree:	32	Agree:	18
Uncertain:	29	Uncertain:	41
Disagree:	8	Disagree:	12
Strongly Disagree:	7	Strongly Disagree:	6

Average Results for all Yr 6 students in all BCE Schools

Christ the King School

	%		%
Prayer and Worship			
<i>11. (Q9c) Prayer helps me a lot.</i>			
Strongly Agree:	23	Strongly Agree:	24
Agree:	34	Agree:	24
Uncertain:	27	Uncertain:	41
Disagree:	11	Disagree:	12
Strongly Disagree:	6	Strongly Disagree:	0

Social Action and Justice



	%		%
<i>12. (Q4i) My school should help students to understand themselves.</i>			
Strongly Agree:	36	Strongly Agree:	47
Agree:	51	Agree:	24
Disagree:	10	Disagree:	29
Strongly Disagree:	2	Strongly Disagree:	0

<i>13. (Q5h) When I grow up I want to work for poor people.</i>			
Strongly Agree:	14	Strongly Agree:	24
Agree:	25	Agree:	35
Uncertain:	44	Uncertain:	41
Disagree:	11	Disagree:	0
Strongly Disagree:	6	Strongly Disagree:	0

<i>14. (Q5i) When I grow up I want to care for the natural environment.</i>			
Strongly Agree:	43	Strongly Agree:	53
Agree:	36	Agree:	24
Uncertain:	17	Uncertain:	18
Disagree:	3	Disagree:	6
Strongly Disagree:	1	Strongly Disagree:	0

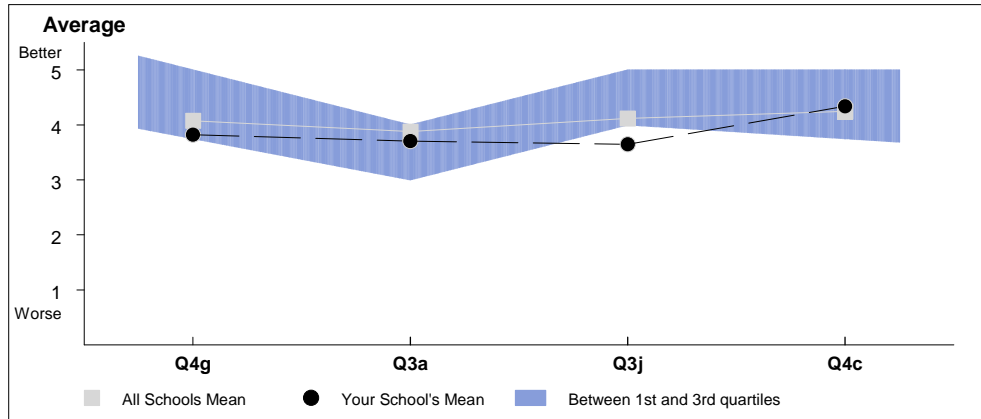
<i>15. (Q9f) Sometimes I worry about poor people.</i>			
Strongly Agree:	32	Strongly Agree:	19
Agree:	40	Agree:	44
Uncertain:	22	Uncertain:	25
Disagree:	5	Disagree:	6
Strongly Disagree:	2	Strongly Disagree:	6

<i>16. (Q9i) I care about the world and am concerned about the future.</i>			
Strongly Agree:	42	Strongly Agree:	41
Agree:	33	Agree:	47
Uncertain:	19	Uncertain:	6
Disagree:	4	Disagree:	6
Strongly Disagree:	2	Strongly Disagree:	0

**Average Results for all Yr 6
students in all BCE Schools**

Christ the King School

Curriculum, Learning and Teaching

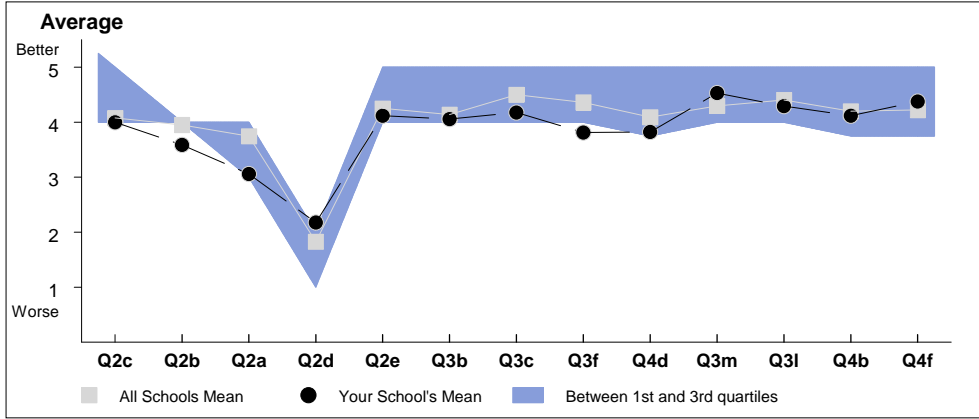


	%		%
17. (Q4g) My school is good at making learning interesting.			
Strongly Agree:	42	Strongly Agree:	35
Agree:	46	Agree:	35
Disagree:	9	Disagree:	29
Strongly Disagree:	3	Strongly Disagree:	0
18. (Q3a) Learning is fun at this school.			
Strongly Agree:	23	Strongly Agree:	18
Agree:	52	Agree:	41
Uncertain:	18	Uncertain:	35
Disagree:	5	Disagree:	6
Strongly Disagree:	2	Strongly Disagree:	0
19. (Q3j) I enjoy what I do in class.			
Strongly Agree:	34	Strongly Agree:	18
Agree:	49	Agree:	41
Uncertain:	13	Uncertain:	35
Disagree:	3	Disagree:	0
Strongly Disagree:	1	Strongly Disagree:	6
20. (Q4c) My school should help students to achieve well in the subjects they study.			
Strongly Agree:	46	Strongly Agree:	53
Agree:	50	Agree:	41
Disagree:	4	Disagree:	6
Strongly Disagree:	1	Strongly Disagree:	0

Average Results for all Yr 6
students in all BCE Schools

Christ the King School

Student Wellbeing and Pastoral Care



21. (Q2c) *I feel confident about the future.*

Strongly Agree:	36
Agree:	41
Uncertain:	20
Disagree:	3
Strongly Disagree:	1

Strongly Agree:	29
Agree:	53
Uncertain:	6
Disagree:	12
Strongly Disagree:	0

22. (Q2b) *I like learning.*

Strongly Agree:	24
Agree:	55
Uncertain:	16
Disagree:	4
Strongly Disagree:	2

Strongly Agree:	6
Agree:	47
Uncertain:	47
Disagree:	0
Strongly Disagree:	0

23. (Q2a) *I like to go to school each day.*

Strongly Agree:	16
Agree:	54
Uncertain:	21
Disagree:	6
Strongly Disagree:	3

Strongly Agree:	0
Agree:	35
Uncertain:	41
Disagree:	18
Strongly Disagree:	6

24. (Q2d) *I feel lonely most days.*

Strongly Agree:	2
Agree:	7
Uncertain:	9
Disagree:	31
Strongly Disagree:	50

Strongly Agree:	0
Agree:	18
Uncertain:	0
Disagree:	65
Strongly Disagree:	18

25. (Q2e) *I am happy most days.*

Strongly Agree:	43
Agree:	44
Uncertain:	8
Disagree:	3
Strongly Disagree:	1

Strongly Agree:	29
Agree:	59
Uncertain:	6
Disagree:	6
Strongly Disagree:	0

26. (Q3b) *Other students are friendly to me.*

Strongly Agree:	38
Agree:	44
Uncertain:	13
Disagree:	3
Strongly Disagree:	1

Strongly Agree:	24
Agree:	65
Uncertain:	6
Disagree:	6
Strongly Disagree:	0

**Average Results for all Yr 6
students in all BCE Schools**

Christ the King School

%	%
Student Wellbeing and Pastoral Care (continued)	
<i>27. (Q3c) Teachers will help me if I need help.</i>	
Strongly Agree: 58	Strongly Agree: 29
Agree: 36	Agree: 59
Uncertain: 5	Uncertain: 12
Disagree: 1	Disagree: 0
Strongly Disagree: 1	Strongly Disagree: 0
<i>28. (Q3f) I have been happy at this school.</i>	
Strongly Agree: 53	Strongly Agree: 44
Agree: 34	Agree: 31
Uncertain: 9	Uncertain: 0
Disagree: 2	Disagree: 12
Strongly Disagree: 1	Strongly Disagree: 12
<i>29. (Q4d) My school does a good job at providing good discipline.</i>	
Strongly Agree: 38	Strongly Agree: 24
Agree: 54	Agree: 59
Disagree: 7	Disagree: 18
Strongly Disagree: 2	Strongly Disagree: 0
<i>30. (Q3m) I can get help if I am being bullied.</i>	
Strongly Agree: 53	Strongly Agree: 65
Agree: 31	Agree: 24
Uncertain: 10	Uncertain: 12
Disagree: 3	Disagree: 0
Strongly Disagree: 2	Strongly Disagree: 0
<i>31. (Q3l) I feel safe at this school.</i>	
Strongly Agree: 56	Strongly Agree: 47
Agree: 34	Agree: 47
Uncertain: 8	Uncertain: 0
Disagree: 2	Disagree: 0
Strongly Disagree: 1	Strongly Disagree: 6
<i>32. (Q4b) My school is good at caring for me</i>	
Strongly Agree: 42	Strongly Agree: 35
Agree: 54	Agree: 59
Disagree: 4	Disagree: 6
Strongly Disagree: 1	Strongly Disagree: 0
<i>33. (Q4f) My school is good at making me behave.</i>	
Strongly Agree: 46	Strongly Agree: 50
Agree: 49	Agree: 50
Disagree: 5	Disagree: 0
Strongly Disagree: 1	Strongly Disagree: 0

Note: Percentages may not add to 100% due to rounding

**Average Results for all parents
from all BCE Primary Schools**

Christ the King School

Relationship to student	%		%
Mother:	88	Mother:	95
Step- or foster mother:	0	Step- or foster mother:	0
Father:	12	Father:	5
Step- or foster father:	0	Step- or foster father:	0
Guardian:	0	Guardian:	0
Grandparent:	0	Grandparent:	0
Other:	0	Other:	0

Family Type

Is your child in a single parent family?

Yes:	11	Yes:	11
No:	89	No:	89

Marital Status

What is the marital status of the current care-givers?

First marriage:	79	First marriage:	89
Re-married:	6	Re-married:	0
De-facto:	4	De-facto:	0
Single parent:	4	Single parent:	11
Separated:	4	Separated:	0
Divorced:	3	Divorced:	0

Language Background

Do you speak a language other than English at home?

Yes:	13	Yes:	0
No:	87	No:	100

Indigenous Status

Parent 1 refers to parent who completed questionnaire

<u>Parent 1</u>	%	<u>Parent 2</u>	%	<u>Parent 1</u>	%	<u>Parent 2</u>	%
ATSI:	1	ATSI:	1	ATSI:	0	ATSI:	0
Non-ATSI:	99	Non-ATSI:	99	Non-ATSI:	100	Non-ATSI:	100

Level of Education


Parent 1 refers to parent who completed questionnaire

What is the highest level of education completed by you and by the student's other parent?

<u>Parent 1</u>	%	<u>Parent 2</u>	%	<u>Parent 1</u>	%	<u>Parent 2</u>	%
Some secondary school:	7	Some secondary school:	9	Some secondary school:	0	Some secondary school:	6
Secondary school:	25	Secondary school:	20	Secondary school:	11	Secondary school:	6
TAFE including apprenticeship:	19	TAFE including apprenticeship:	28	TAFE including apprenticeship:	17	TAFE including apprenticeship:	18
University degree:	28	University degree:	24	University degree:	28	University degree:	24
University postgrad. degree:	16	University postgrad. degree:	15	University postgrad. degree:	44	University postgrad. degree:	47
Other:	6	Other:	4	Other:	0	Other:	0



Results from the 2009 Brisbane Catholic Education Survey - Parents



Average Results for all parents from all BCE Primary Schools

Christ the King School

Religion

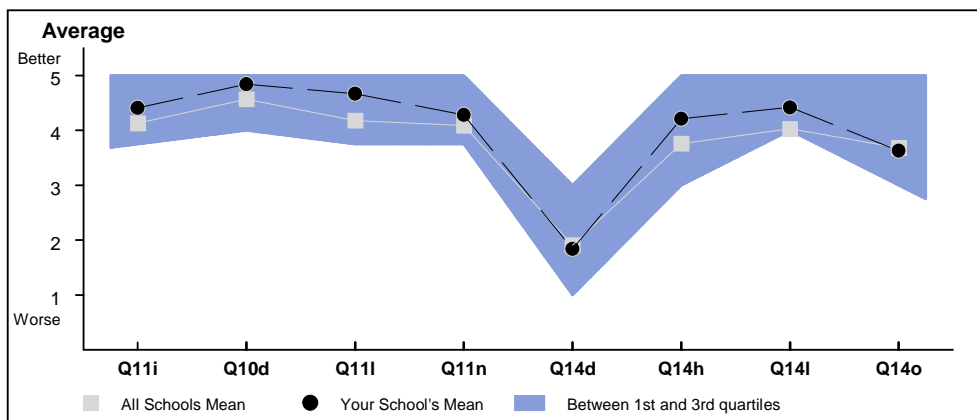
Parent 1 refers to parent who completed questionnaire

Parent 1	%	Parent 2	%	Parent 1	%	Parent 2	%
Catholic:	68	Catholic:	55	Catholic:	74	Catholic:	58
Anglican:	14	Anglican:	17	Anglican:	21	Anglican:	5
Other Christian:	11	Other Christian:	13	Other Christian:	5	Other Christian:	16
Other:	3	Other:	5	Other:	0	Other:	0
No religion:	4	No religion:	9	No religion:	0	No religion:	21
		Don't Know:	0			Don't Know:	0

Over the last year, how regularly have you gone to church outside of school?

Parent 1	Parent 2	Parent 1	Parent 2
Every week at least:	12	Every week at least:	21
Regularly but not weekly:	18	Regularly but not weekly:	16
About once a month:	15	About once a month:	37
Special or family occasions only:	48	Special or family occasions only:	21
Never:	7	Never:	5
	Don't Know:		Don't Know:
	0		0

Religious Identity and Culture




Average Results for all parents from all BCE Schools

Christ the King School

	%		%
1. (Q11i) My child's school does a good job at practising Christian values.			
Strongly Agree:	38	Strongly Agree:	53
Agree:	60	Agree:	47
Disagree:	2	Disagree:	0
Strongly Disagree:	0	Strongly Disagree:	0
2. (Q10d) My child's school should provide an atmosphere where people are concerned for one another.			
Very important:	63	Very important:	84
Important:	33	Important:	16
Moderate importance:	3	Moderate importance:	0
Little importance:	0	Little importance:	0
No importance:	0	No importance:	0



Results from the 2009 Brisbane Catholic Education Survey - Parents



**Average Results for all parents
from all BCE Primary Schools**

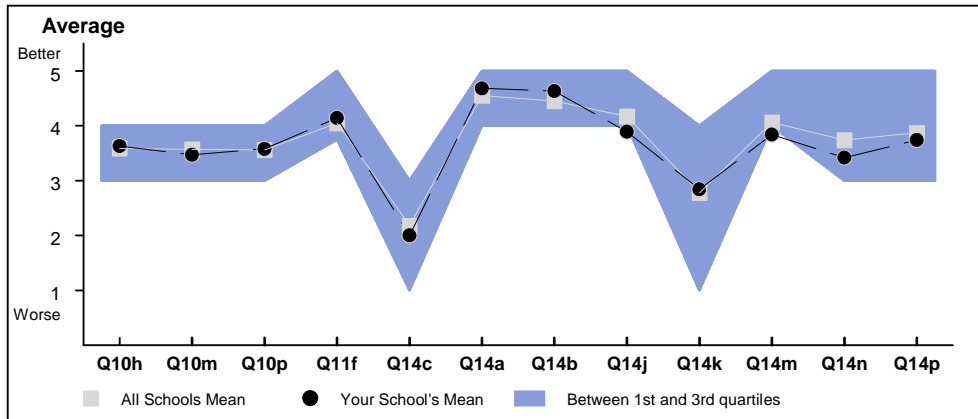
Christ the King School

	%		%
Religious Identity and Culture (cont)			
<i>3. (Q11l) My child's school does a good job at being welcoming and inclusive.</i>			
Strongly Agree:	41	Strongly Agree:	74
Agree:	54	Agree:	26
Disagree:	4	Disagree:	0
Strongly Disagree:	0	Strongly Disagree:	0
<i>4. (Q11n) My child's school does a good job at helping students understand the needs of others.</i>			
Strongly Agree:	32	Strongly Agree:	42
Agree:	65	Agree:	58
Disagree:	3	Disagree:	0
Strongly Disagree:	0	Strongly Disagree:	0
<i>5. (Q14d) I think that going to Church is a waste of time.</i>			
Certainly true:	2	Certainly true:	0
Probably true:	5	Probably true:	0
Uncertain:	20	Uncertain:	21
Probably false:	23	Probably false:	42
Certainly false:	50	Certainly false:	37
<i>6. (Q14h) As far as I can, I tend to base my life on religious values.</i>			
Certainly true:	27	Certainly true:	37
Probably true:	45	Probably true:	47
Uncertain:	14	Uncertain:	16
Probably false:	9	Probably false:	0
Certainly false:	4	Certainly false:	0
<i>7. (Q14l) On some issues I would follow my conscience rather than Church teaching.</i>			
Certainly true:	33	Certainly true:	47
Probably true:	47	Probably true:	47
Uncertain:	13	Uncertain:	5
Probably false:	4	Probably false:	0
Certainly false:	3	Certainly false:	0
<i>8. (Q14o) Religion has little to say about the most important issues in life.</i>			
Certainly true:	4	Certainly true:	11
Probably true:	11	Probably true:	0
Uncertain:	25	Uncertain:	26
Probably false:	32	Probably false:	42
Certainly false:	29	Certainly false:	21

**Average Results for all parents
from all BCE Primary Schools**


Christ the King School

Evangelisation and Faith Formation



	%		%
9. (Q10h) My child's school should develop an understanding of the Catholic faith.			
Very important:	25	Very important:	26
Important:	36	Important:	32
Moderate importance:	28	Moderate importance:	26
Little importance:	8	Little importance:	11
No importance:	2	No importance:	5
10. (Q10m) My child's school should teach the values of the Gospel.			
Very important:	23	Very important:	11
Important:	34	Important:	32
Moderate importance:	31	Moderate importance:	53
Little importance:	10	Little importance:	5
No importance:	2	No importance:	0
11. (Q10p) My child's school should help students to come to know Jesus.			
Very important:	23	Very important:	16
Important:	35	Important:	42
Moderate importance:	30	Moderate importance:	26
Little importance:	9	Little importance:	16
No importance:	2	No importance:	0
12. (Q11f) My child's school does a good job at developing religious understanding.			
Strongly Agree:	29	Strongly Agree:	32
Agree:	69	Agree:	68
Disagree:	2	Disagree:	0
Strongly Disagree:	0	Strongly Disagree:	0
13. (Q14c) It does not matter so much what you believe, as long as you lead a morally good life.			
Certainly true:	34	Certainly true:	37
Probably true:	38	Probably true:	42
Uncertain:	11	Uncertain:	5
Probably false:	8	Probably false:	16
Certainly false:	9	Certainly false:	0

Results from the 2009 Brisbane Catholic Education Survey - Parents



**Average Results for all parents
from all BCE Primary Schools**

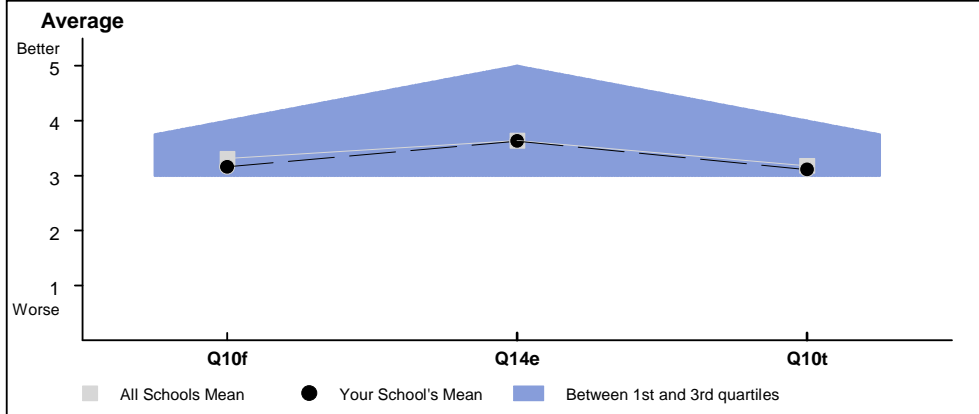
Christ the King School

	%		%
Evangelisation and Faith Formation (cont)			
<i>14. (Q14a) I believe in God.</i>			
Certainly true:	74	Certainly true:	74
Probably true:	16	Probably true:	21
Uncertain:	7	Uncertain:	5
Probably false:	2	Probably false:	0
Certainly false:	1	Certainly false:	0
<i>15. (Q14b) Jesus does not mean anything to me.</i>			
Certainly true:	3	Certainly true:	0
Probably true:	3	Probably true:	5
Uncertain:	8	Uncertain:	5
Probably false:	13	Probably false:	11
Certainly false:	73	Certainly false:	79
<i>16. (Q14j) God loves me very much.</i>			
Certainly true:	51	Certainly true:	47
Probably true:	28	Probably true:	21
Uncertain:	16	Uncertain:	11
Probably false:	2	Probably false:	16
Certainly false:	2	Certainly false:	5
<i>17. (Q14k) I experience times when I am uncertain about whether God exists or not.</i>			
Certainly true:	10	Certainly true:	21
Probably true:	32	Probably true:	16
Uncertain:	12	Uncertain:	11
Probably false:	17	Probably false:	32
Certainly false:	29	Certainly false:	21
<i>18. (Q14m) Some of the most important things in life can never be proven.</i>			
Certainly true:	39	Certainly true:	32
Probably true:	38	Probably true:	32
Uncertain:	17	Uncertain:	26
Probably false:	4	Probably false:	11
Certainly false:	3	Certainly false:	0
<i>19. (Q14n) At times I have been aware of a presence or power which seems to be beyond and different to my everyday self</i>			
Certainly true:	33	Certainly true:	21
Probably true:	29	Probably true:	32
Uncertain:	25	Uncertain:	21
Probably false:	9	Probably false:	21
Certainly false:	5	Certainly false:	5
<i>20. (Q14p) At times I have felt that the events of life seem to have a mysterious plan or pattern about them.</i>			
Certainly true:	30	Certainly true:	21
Probably true:	41	Probably true:	58
Uncertain:	18	Uncertain:	0
Probably false:	7	Probably false:	16
Certainly false:	3	Certainly false:	5

**Average Results for all parents
from all BCE Primary Schools**

Christ the King School

Prayer and Worship

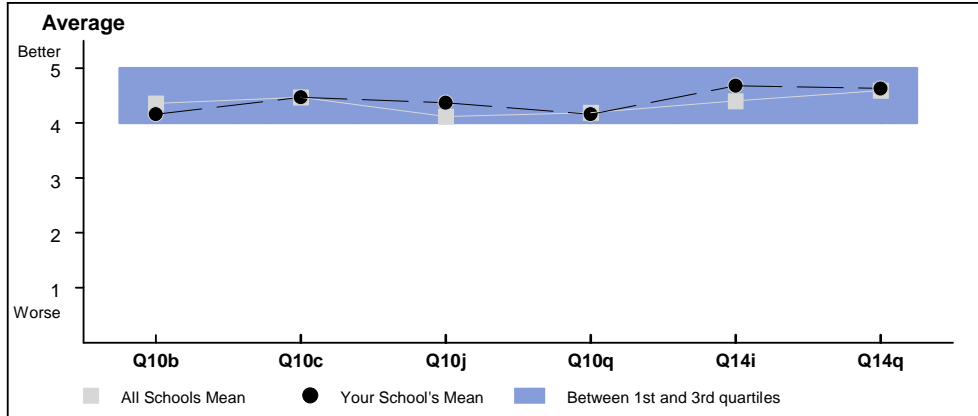


		%			%
<i>21. (Q10f) My child's school should teach students to pray.</i>					
Very important:	15		Very important:	5	
Important:	31		Important:	32	
Moderate importance:	37		Moderate importance:	42	
Little importance:	13		Little importance:	16	
No importance:	3		No importance:	5	
<i>22. (Q14e) Prayer helps me a lot.</i>					
Certainly true:	31		Certainly true:	26	
Probably true:	31		Probably true:	32	
Uncertain:	22		Uncertain:	26	
Probably false:	10		Probably false:	11	
Certainly false:	7		Certainly false:	5	
<i>23. (Q10t) My child's school should encourage students to attend Mass.</i>					
Very important:	13		Very important:	0	
Important:	29		Important:	47	
Moderate importance:	37		Moderate importance:	32	
Little importance:	16		Little importance:	5	
No importance:	5		No importance:	16	

**Average Results for all parents
from all BCE Primary Schools**

Christ the King School

Social Action and Justice

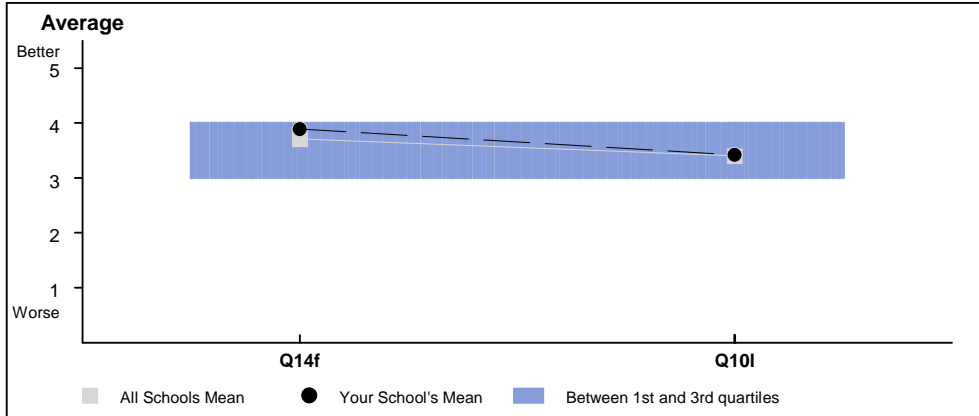


	%		%
24. (Q10b) My child's school should help students understand the society in which they live.			
Very important:	44	Very important:	32
Important:	47	Important:	53
Moderate importance:	8	Moderate importance:	16
Little importance:	0	Little importance:	0
No importance:	0	No importance:	0
25. (Q10c) My child's school should help students to understand themselves.			
Very important:	55	Very important:	53
Important:	39	Important:	42
Moderate importance:	6	Moderate importance:	5
Little importance:	0	Little importance:	0
No importance:	0	No importance:	0
26. (Q10j) My child's school should be practically involved in making the world a better place.			
Very important:	35	Very important:	53
Important:	45	Important:	37
Moderate importance:	18	Moderate importance:	5
Little importance:	2	Little importance:	5
No importance:	0	No importance:	0
27. (Q10q) My child's school should teach students to care for the environment.			
Very important:	39	Very important:	47
Important:	45	Important:	21
Moderate importance:	15	Moderate importance:	32
Little importance:	1	Little importance:	0
No importance:	0	No importance:	0
28. (Q14i) I am concerned about the justice to poor and disadvantaged people in our society today.			
Certainly true:	51	Certainly true:	74
Probably true:	40	Probably true:	21
Uncertain:	7	Uncertain:	5
Probably false:	1	Probably false:	0
Certainly false:	0	Certainly false:	0
29. (Q14q) I care about the natural environment and am concerned about its future.			
Certainly true:	65	Certainly true:	68
Probably true:	31	Probably true:	26
Uncertain:	4	Uncertain:	5
Probably false:	1	Probably false:	0
Certainly false:	0	Certainly false:	0

**Average Results for all parents
from all BCE Primary Schools**

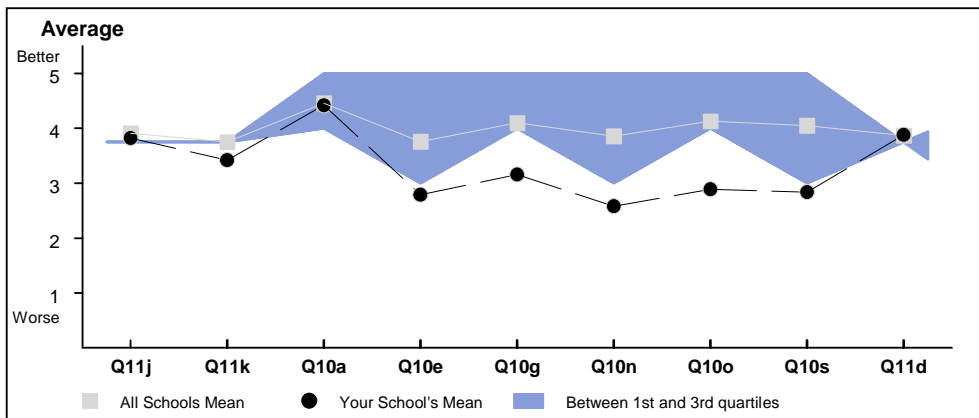
Christ the King School

Learning and Teaching of Religion



	%			%
30. (Q14f) My children find religious education classes useful.				
Certainly true:	23		Certainly true:	16
Probably true:	50		Probably true:	58
Uncertain:	22		Uncertain:	26
Probably false:	5		Probably false:	0
Certainly false:	1		Certainly false:	0
31. (Q10l) My child's school should teach religious education at a level comparable with other subjects.				
Very important:	17		Very important:	16
Important:	33		Important:	21
Moderate importance:	36		Moderate importance:	53
Little importance:	11		Little importance:	11
No importance:	3		No importance:	0

Curriculum, Learning and Teaching



	%			%
32. (Q11j) My child's school does a good job at providing a challenging learning environment.				
Strongly Agree:	23		Strongly Agree:	26
Agree:	66		Agree:	53
Disagree:	10		Disagree:	21
Strongly Disagree:	1		Strongly Disagree:	0

**Average Results for all parents
from all BCE Primary Schools**

Christ the King School

	%		%
Curriculum, Learning and Teaching (cont)			
<i>33. (Q11k) My child's school does a good job at offering extra-curricular options.</i>			
Strongly Agree:	19	Strongly Agree:	5
Agree:	60	Agree:	68
Disagree:	19	Disagree:	21
Strongly Disagree:	2	Strongly Disagree:	5
<i>34. (Q10a) My child's school should develop students' knowledge and skills in specific subject areas.</i>			
Very important:	54	Very important:	42
Important:	40	Important:	58
Moderate importance:	6	Moderate importance:	0
Little importance:	0	Little importance:	0
No importance:	0	No importance:	0
<i>35. (Q10e) My child's school should prepare students for university.</i>			
Very important:	22	Very important:	5
Important:	34	Important:	26
Moderate importance:	31	Moderate importance:	32
Little importance:	10	Little importance:	16
No importance:	4	No importance:	21
<i>36. (Q10g) My child's school should prepare students for the wider world of work.</i>			
Very important:	32	Very important:	16
Important:	38	Important:	37
Moderate importance:	21	Moderate importance:	16
Little importance:	7	Little importance:	11
No importance:	2	No importance:	21
<i>37. (Q10n) My child's school should help students obtain their best university entrance score.</i>			
Very important:	28	Very important:	5
Important:	30	Important:	16
Moderate importance:	25	Moderate importance:	42
Little importance:	11	Little importance:	5
No importance:	6	No importance:	32
<i>38. (Q10o) My child's school should help students to prepare for future employment.</i>			
Very important:	37	Very important:	11
Important:	32	Important:	32
Moderate importance:	19	Moderate importance:	21
Little importance:	8	Little importance:	11
No importance:	3	No importance:	26
<i>39. (Q10s) My child's school should help students carefully consider their future career.</i>			
Very important:	31	Very important:	16
Important:	34	Important:	21
Moderate importance:	23	Moderate importance:	26
Little importance:	9	Little importance:	5
No importance:	3	No importance:	32
<i>40. (Q11d) My child's school does a good job at providing good academic results.</i>			
Strongly Agree:	18	Strongly Agree:	21
Agree:	72	Agree:	68
Disagree:	9	Disagree:	11
Strongly Disagree:	1	Strongly Disagree:	0



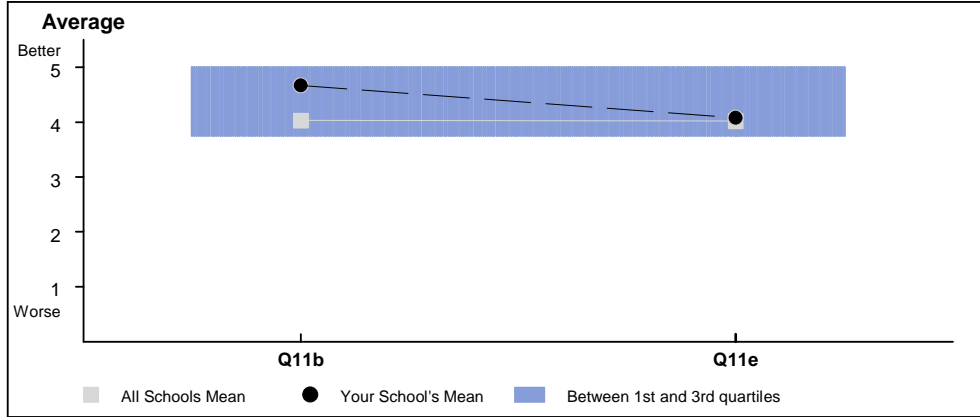
Results from the 2009 Brisbane Catholic Education Survey - Parents



Average Results for all parents
from all BCE Primary Schools

Christ the King School

Student Wellbeing and Pastoral Care

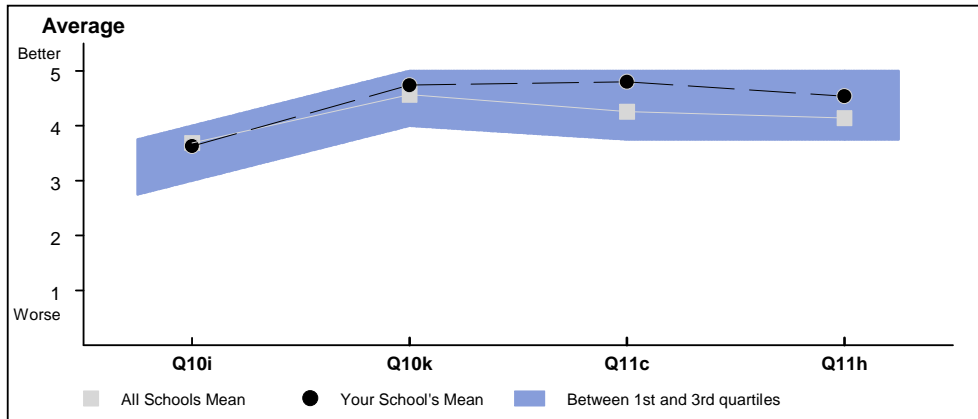


	%		%
41. (Q11b) My child's school does a good job at relating to students as individuals.			
Strongly Agree:	30	Strongly Agree:	74
Agree:	64	Agree:	26
Disagree:	5	Disagree:	0
Strongly Disagree:	1	Strongly Disagree:	0
42. (Q11e) My child's school does a good job at providing good discipline.			
Strongly Agree:	29	Strongly Agree:	26
Agree:	65	Agree:	74
Disagree:	5	Disagree:	0
Strongly Disagree:	1	Strongly Disagree:	0

**Average Results for all parents
from all BCE Primary Schools**

Christ the King School

Relationships with parents, care givers and local community




	%		%
43. (Q10i) My child's school should involve parents in decisions concerning the school.			
Very important:	18	Very important:	11
Important:	44	Important:	53
Moderate importance:	31	Moderate importance:	26
Little importance:	5	Little importance:	11
No importance:	1	No importance:	0
44. (Q10k) My child's school should foster respect towards parents and teachers.			
Very important:	65	Very important:	74
Important:	30	Important:	26
Moderate importance:	4	Moderate importance:	0
Little importance:	0	Little importance:	0
No importance:	0	No importance:	0
45. (Q11c) My child's school does a good job at providing a caring community.			
Strongly Agree:	47	Strongly Agree:	84
Agree:	51	Agree:	16
Disagree:	2	Disagree:	0
Strongly Disagree:	0	Strongly Disagree:	0
46. (Q11h) My child's school does a good job at encouraging family involvement.			
Strongly Agree:	42	Strongly Agree:	63
Agree:	55	Agree:	37
Disagree:	3	Disagree:	0
Strongly Disagree:	0	Strongly Disagree:	0

Note: Percentages may not add to 100% due to rounding



Results from the 2009 Brisbane Catholic Education Survey - Staff

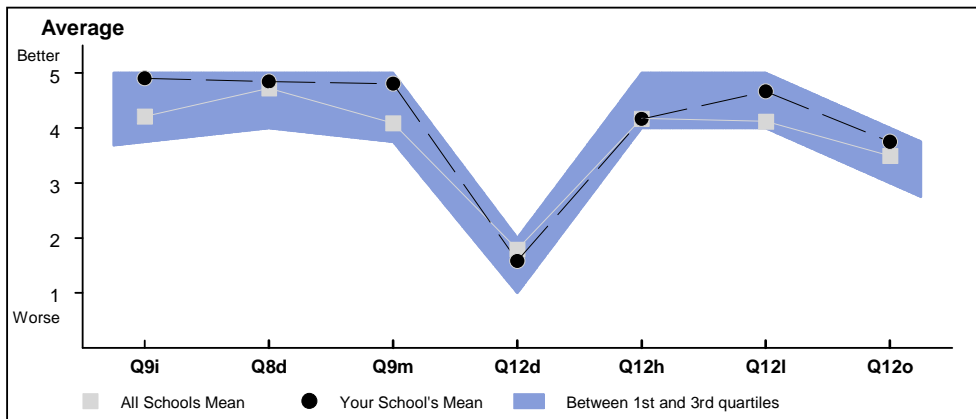


Average Results for all staff in BCE Primary Schools

Christ the King School

Gender	%		%
Male:	14	Male:	8
Female:	86	Female:	92
Staff Profile			
Principal:	3	Principal:	8
Deputy Principal:	1	Deputy Principal:	0
Head of Primary / Secondary / Campus:	0	Head of Primary / Secondary / Campus:	0
Assistant Principal / APRE:	4	Assistant Principal / APRE:	8
Subject or Year Coordinator:	1	Subject or Year Coordinator:	0
Teacher:	60	Teacher:	85
Member of non-teaching staff:	22	Member of non-teaching staff:	0
Other teaching / educational roles:	12	Other teaching / educational roles:	0
Full-time:	62	Full-time:	62
Part-time:	38	Part-time:	38
Marital Status			
Married:	71	Married:	85
Re-married:	1	Re-married:	0
De-facto:	3	De-facto:	0
Separated:	2	Separated:	0
Divorced:	6	Divorced:	8
Single:	17	Single:	8
Religion			
Catholic:	89	Catholic:	100
Anglican:	5	Anglican:	0
Other Christian:	4	Other Christian:	0
Other:	1	Other:	0
I do not have a religion:	1	I do not have a religion:	0

Religious Identity and Culture



1. (Q9i) My school does a good job at practising Christian values.

Strongly Agree:	45	Strongly Agree:	92
Agree:	54	Agree:	8
Disagree:	1	Disagree:	0
Strongly Disagree:	0	Strongly Disagree:	0

2. (Q8d) My school should provide an atmosphere where people are concerned for one another.

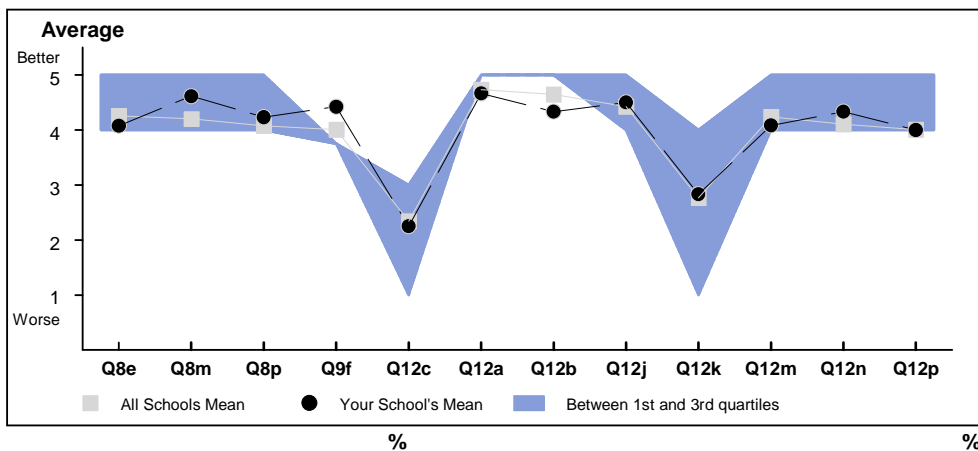
Very important:	76	Very important:	85
Important:	22	Important:	15
Moderate importance:	1	Moderate importance:	0
Little importance:	0	Little importance:	0
No importance:	0	No importance:	0

**Average Results for all staff
in BCE Primary Schools**

Christ the King School

	%		%
Religious Identity and Culture (cont)			
<i>3. (Q9m) My school does a good job at helping students understand the needs of others.</i>			
Strongly Agree:	35	Strongly Agree:	85
Agree:	63	Agree:	15
Disagree:	2	Disagree:	0
Strongly Disagree:	0	Strongly Disagree:	0
<i>4. (Q12d) I think that going to Church is a waste of time.</i>			
Certainly true:	1	Certainly true:	0
Probably true:	4	Probably true:	8
Uncertain:	15	Uncertain:	0
Probably false:	29	Probably false:	33
Certainly false:	52	Certainly false:	58
<i>5. (Q12h) As far as I can, I tend to base my life on religious values.</i>			
Certainly true:	41	Certainly true:	25
Probably true:	47	Probably true:	67
Uncertain:	8	Uncertain:	8
Probably false:	3	Probably false:	0
Certainly false:	1	Certainly false:	0
<i>6. (Q12l) On some issues I would follow my conscience rather than Church teaching.</i>			
Certainly true:	34	Certainly true:	67
Probably true:	50	Probably true:	33
Uncertain:	10	Uncertain:	0
Probably false:	4	Probably false:	0
Certainly false:	2	Certainly false:	0
<i>7. (Q12o) Religion today has little to say about the most important issues in life.</i>			
Certainly true:	3	Certainly true:	0
Probably true:	18	Probably true:	0
Uncertain:	28	Uncertain:	50
Probably false:	31	Probably false:	25
Certainly false:	20	Certainly false:	25

Evangelisation and Faith Formation



<i>8. (Q8e) My school should develop an understanding of the Catholic faith.</i>			
Very important:	48	Very important:	38
Important:	42	Important:	31
Moderate importance:	9	Moderate importance:	31
Little importance:	1	Little importance:	0
No importance:	0	No importance:	0

**Average Results for all staff
in BCE Primary Schools**

Christ the King School

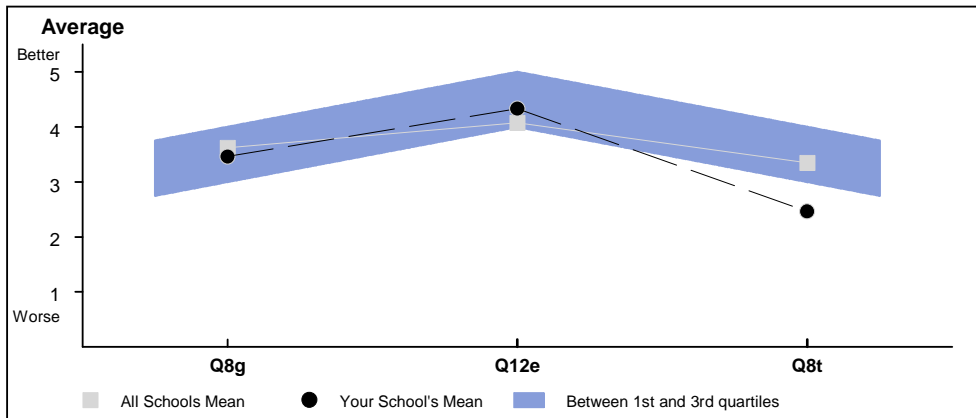
	%		%
Evangelisation and Faith Formation (cont)			
<i>9. (Q8m) My school should teach the values of the Gospel.</i>			
Very important:	47	Very important:	62
Important:	37	Important:	38
Moderate importance:	13	Moderate importance:	0
Little importance:	2	Little importance:	0
No importance:	0	No importance:	0
<i>10. (Q8p) My school should help students to come to know Jesus.</i>			
Very important:	40	Very important:	46
Important:	44	Important:	38
Moderate importance:	14	Moderate importance:	8
Little importance:	2	Little importance:	8
No importance:	0	No importance:	0
<i>11. (Q9f) My school does a good job at developing religious understanding.</i>			
Strongly Agree:	28	Strongly Agree:	54
Agree:	70	Agree:	46
Disagree:	1	Disagree:	0
Strongly Disagree:	0	Strongly Disagree:	0
<i>12. (Q12c) It does not matter so much what you believe, as long as you lead a morally good life.</i>			
Certainly true:	24	Certainly true:	33
Probably true:	42	Probably true:	17
Uncertain:	15	Uncertain:	42
Probably false:	11	Probably false:	8
Certainly false:	8	Certainly false:	0
<i>13. (Q12a) I believe in God.</i>			
Certainly true:	86	Certainly true:	75
Probably true:	11	Probably true:	17
Uncertain:	2	Uncertain:	8
Probably false:	0	Probably false:	0
Certainly false:	0	Certainly false:	0
<i>14. (Q12b) Jesus does not mean anything to me.</i>			
Certainly true:	3	Certainly true:	8
Probably true:	2	Probably true:	0
Uncertain:	2	Uncertain:	8
Probably false:	7	Probably false:	17
Certainly false:	86	Certainly false:	67
<i>15. (Q12j) God loves me very much.</i>			
Certainly true:	64	Certainly true:	67
Probably true:	26	Probably true:	17
Uncertain:	8	Uncertain:	17
Probably false:	1	Probably false:	0
Certainly false:	0	Certainly false:	0
<i>16. (Q12k) I experience times when I am uncertain about whether God exists or not.</i>			
Certainly true:	8	Certainly true:	25
Probably true:	32	Probably true:	17
Uncertain:	11	Uncertain:	8
Probably false:	17	Probably false:	17
Certainly false:	31	Certainly false:	33

**Average Results for all staff
in BCE Primary Schools**

Christ the King School

	%		%
Evangelisation and Faith Formation (cont)			
<i>17. (Q12m) Some of the most important things in life can never be proven.</i>			
Certainly true:	46	Certainly true:	42
Probably true:	37	Probably true:	25
Uncertain:	14	Uncertain:	33
Probably false:	2	Probably false:	0
Certainly false:	1	Certainly false:	0
<i>18. (Q12n) At times I have been aware of a presence or power which seems to be beyond and different to my everyday self.</i>			
Certainly true:	45	Certainly true:	67
Probably true:	31	Probably true:	17
Uncertain:	18	Uncertain:	8
Probably false:	4	Probably false:	0
Certainly false:	2	Certainly false:	8
<i>19. (Q12p) At times I have felt that the events of life seem to have a mysterious plan or pattern about them.</i>			
Certainly true:	34	Certainly true:	42
Probably true:	43	Probably true:	17
Uncertain:	17	Uncertain:	42
Probably false:	4	Probably false:	0
Certainly false:	2	Certainly false:	0

Prayer and Worship

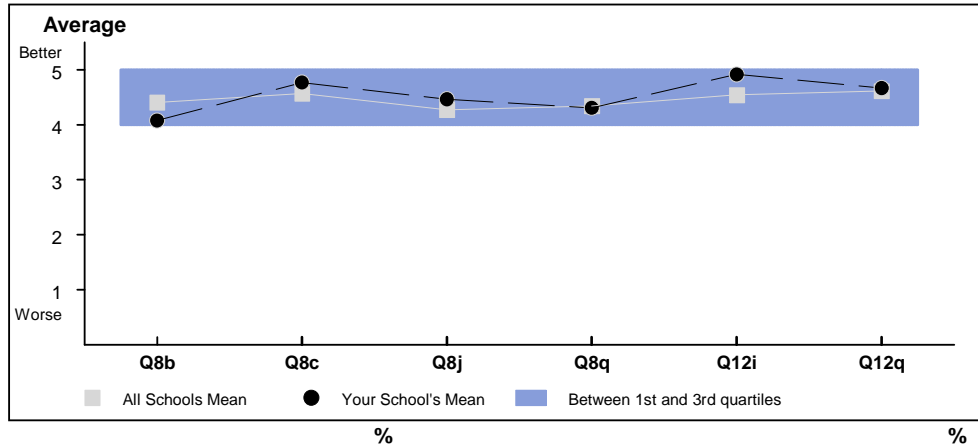


	%		%
<i>20. (Q8g) My school should teach students to pray.</i>			
Very important:	20	Very important:	0
Important:	43	Important:	62
Moderate importance:	30	Moderate importance:	23
Little importance:	6	Little importance:	15
No importance:	1	No importance:	0
<i>21. (Q12e) Prayer helps me alot.</i>			
Certainly true:	46	Certainly true:	42
Probably true:	36	Probably true:	50
Uncertain:	12	Uncertain:	8
Probably false:	4	Probably false:	0
Certainly false:	1	Certainly false:	0
<i>22. (Q8t) My school should encourage students to attend Mass.</i>			
Very important:	12	Very important:	0
Important:	34	Important:	8
Moderate importance:	41	Moderate importance:	38
Little importance:	12	Little importance:	46
No importance:	2	No importance:	8

**Average Results for all staff
in BCE Primary Schools**

Christ the King School

Social Action and Justice



23. (Q8b) My school should help students understand the society in which they live.

Very important:	47	Very important:	31
Important:	46	Important:	46
Moderate importance:	7	Moderate importance:	23
Little importance:	0	Little importance:	0
No importance:	0	No importance:	0

24. (Q8c) My school should help students to understand themselves.

Very important:	63	Very important:	77
Important:	33	Important:	23
Moderate importance:	3	Moderate importance:	0
Little importance:	0	Little importance:	0
No importance:	0	No importance:	0

25. (Q8j) My school should be practically involved in making the world a better place.

Very important:	42	Very important:	54
Important:	45	Important:	38
Moderate importance:	12	Moderate importance:	8
Little importance:	1	Little importance:	0
No importance:	0	No importance:	0

26. (Q8q) My school should teach students to care for the environment.

Very important:	46	Very important:	46
Important:	45	Important:	38
Moderate importance:	9	Moderate importance:	15
Little importance:	0	Little importance:	0
No importance:	0	No importance:	0

27. (Q12i) I am concerned about justice to poor and disadvantaged people in our society today.

Certainly true:	59	Certainly true:	92
Probably true:	37	Probably true:	8
Uncertain:	3	Uncertain:	0
Probably false:	1	Probably false:	0
Certainly false:	0	Certainly false:	0

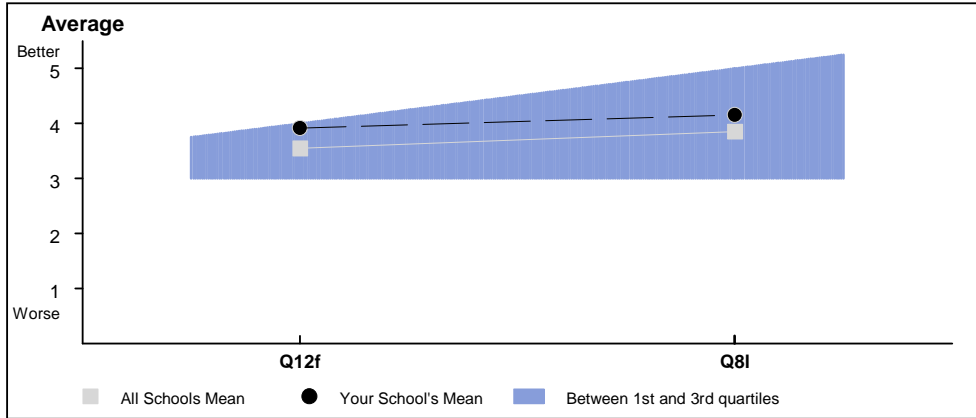
28. (Q12q) I care about the natural environment and am concerned about its future.

Certainly true:	65	Certainly true:	75
Probably true:	32	Probably true:	17
Uncertain:	2	Uncertain:	8
Probably false:	0	Probably false:	0
Certainly false:	0	Certainly false:	0

Average Results for all staff
in BCE Primary Schools

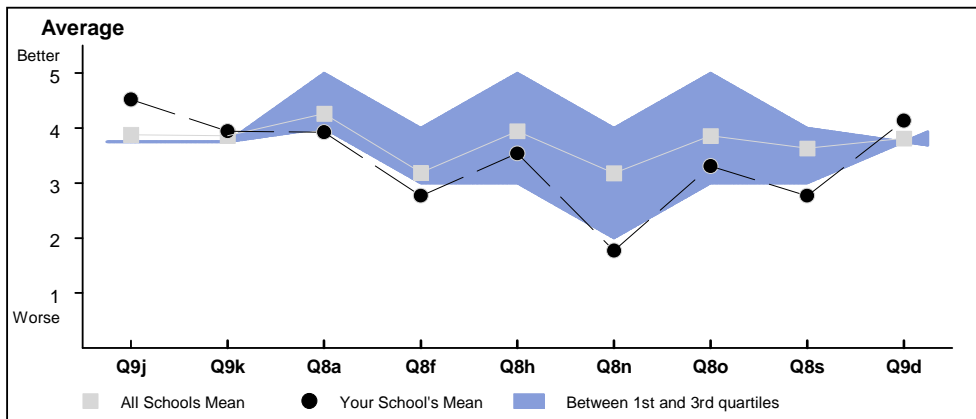
Christ the King School

Learning and Teaching of Religion



	%		%
29. (Q12f) I find religious education classes useful.			
Certainly true:	16	Certainly true:	17
Probably true:	50	Probably true:	58
Uncertain:	31	Uncertain:	25
Probably false:	3	Probably false:	0
Certainly false:	0	Certainly false:	0
30. (Q8l) My school should teach religious education at a level comparable with other subjects.			
Very important:	28	Very important:	46
Important:	45	Important:	23
Moderate importance:	23	Moderate importance:	31
Little importance:	4	Little importance:	0
No importance:	0	No importance:	0

Curriculum, Learning and Teaching



	%		%
31. (Q9j) My school does a good job at providing a challenging learning environment.			
Strongly Agree:	20	Strongly Agree:	62
Agree:	76	Agree:	38
Disagree:	4	Disagree:	0
Strongly Disagree:	0	Strongly Disagree:	0
32. (Q9k) My school does a good job at offering extra-curricular options.			
Strongly Agree:	19	Strongly Agree:	23
Agree:	65	Agree:	69
Disagree:	15	Disagree:	8
Strongly Disagree:	1	Strongly Disagree:	0


**Average Results for all staff
in BCE Primary Schools**

Christ the King School

	%		%
Curriculum, Learning and Teaching (cont)			
<i>33. (Q8a) My school should develop students' knowledge and skills in specific subject areas.</i>			
Very important:	39	Very important:	31
Important:	48	Important:	31
Moderate importance:	12	Moderate importance:	38
Little importance:	1	Little importance:	0
No importance:	0	No importance:	0
<i>34. (Q8f) My school should prepare students for university.</i>			
Very important:	6	Very important:	8
Important:	20	Important:	8
Moderate importance:	42	Moderate importance:	46
Little importance:	24	Little importance:	31
No importance:	7	No importance:	8
<i>35. (Q8h) My school should prepare students for the wider world of work.</i>			
Very important:	24	Very important:	31
Important:	38	Important:	15
Moderate importance:	26	Moderate importance:	38
Little importance:	9	Little importance:	8
No importance:	3	No importance:	8
<i>36. (Q8n) My school should help students obtain their best university entrance score.</i>			
Very important:	7	Very important:	8
Important:	19	Important:	0
Moderate importance:	34	Moderate importance:	15
Little importance:	24	Little importance:	15
No importance:	15	No importance:	62
<i>37. (Q8o) My school should help students to prepare for future employment.</i>			
Very important:	23	Very important:	23
Important:	32	Important:	15
Moderate importance:	27	Moderate importance:	31
Little importance:	11	Little importance:	31
No importance:	6	No importance:	0
<i>38. (Q8s) My school should help students carefully consider their future career.</i>			
Very important:	13	Very important:	8
Important:	30	Important:	15
Moderate importance:	36	Moderate importance:	31
Little importance:	16	Little importance:	38
No importance:	4	No importance:	8
<i>39. (Q9d) My school does a good job at providing good academic results.</i>			
Strongly Agree:	15	Strongly Agree:	31
Agree:	79	Agree:	69
Disagree:	6	Disagree:	0
Strongly Disagree:	0	Strongly Disagree:	0



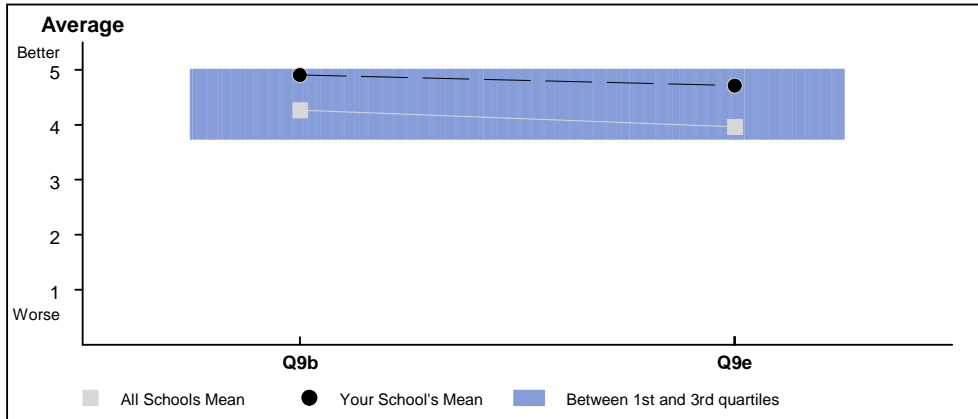
Results from the 2009 Brisbane Catholic Education Survey - Staff



**Average Results for all staff
in BCE Primary Schools**

Christ the King School

Student Wellbeing and Pastoral Care

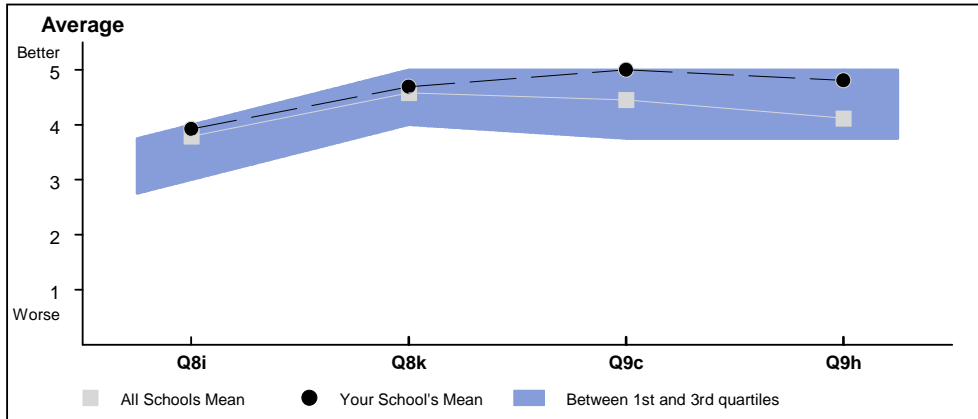


	%		%
<i>40. (Q9b) My school does a good job at relating to students as individuals.</i>			
Strongly Agree:	45	Strongly Agree:	92
Agree:	53	Agree:	8
Disagree:	1	Disagree:	0
Strongly Disagree:	0	Strongly Disagree:	0
 <i>41. (Q9e) My school does a good job at providing good discipline.</i>			
Strongly Agree:	29	Strongly Agree:	77
Agree:	65	Agree:	23
Disagree:	5	Disagree:	0
Strongly Disagree:	0	Strongly Disagree:	0

**Average Results for all staff
in BCE Primary Schools**

Christ the King School

Relationships with parents, care givers and local community



	%		%
42. (Q8i) My school should involve parents in decisions concerning the school.			
Very important:	18	Very important:	23
Important:	46	Important:	46
Moderate importance:	31	Moderate importance:	31
Little importance:	4	Little importance:	0
No importance:	1	No importance:	0
43. (Q8k) My school should foster respect towards parents and teachers.			
Very important:	64	Very important:	77
Important:	32	Important:	15
Moderate importance:	4	Moderate importance:	8
Little importance:	0	Little importance:	0
No importance:	0	No importance:	0
44. (Q9c) My school does a good job at providing a caring community.			
Strongly Agree:	61	Strongly Agree:	100
Agree:	39	Agree:	0
Disagree:	1	Disagree:	0
Strongly Disagree:	0	Strongly Disagree:	0
45. (Q9h) My school does a good job at encouraging family involvement.			
Strongly Agree:	39	Strongly Agree:	85
Agree:	59	Agree:	15
Disagree:	2	Disagree:	0
Strongly Disagree:	0	Strongly Disagree:	0

Note: Percentages may not add to 100% due to rounding

Difference in overall response: Primary Schools

The list below shows questions for which there is an important difference in response across different groups of stakeholders.

Year 3 responses will always be different from parent responses, simply because the groups themselves are so different. For this reason, we have shown differences between 'like groups' rather than across all groups; i.e., the differences between a) Year 3 and Year 6, b) Year 9 and Year 12, and c) Staff and Parents.

'Important difference' is measured through an effect size approach. Effect size does not provide an indication of statistically significant difference. Rather, the effect size approach offers a practical solution to measuring the relative size of difference between different groups of stakeholders.

The reason why 'statistically significant difference' was not used was that the sample size was so large that all differences proved to be statistically significant. This did not allow us to make meaningful discriminations in the responses of different groups.

The questions below are those for which there is an 'important difference' in response across all schools. It may not be so in your individual school. The intention is to highlight questions that you might wish to explore in the data set that has been supplied.

Differences between Year 3 and Year 6

<i>Year 3</i>	<i>Year 6</i>	<i>Item wording</i>
Q2c	Q2d	I feel lonely most days.
Q4e	Q4e	My school is good at helping me understand God better.
Q5h	Q5i	I care about the natural environment and am concerned about its future.
Q5i	Q5j	In the future I want to know and love God.
Q8	Q8	How important would you say religion is in your life?
Q9a	Q9a	I believe in God.
Q9c	Q9c	Prayer helps me a lot.
Q9e	Q9e	In the future I want to base my life on the values of Jesus.
Q9i	Q9i	I care about the world and am concerned about the future.

Differences between Staff and Parents

<i>Staff</i>	<i>Parents</i>	<i>Item wording</i>
Q8f	Q10e	My school should prepare students for university.
Q8e	Q10h	My school should develop an understanding of the Catholic faith.
Q8m	Q10m	My school should teach the values of the Gospel.
Q8n	Q10n	My school should help students obtain their best university entrance score.
Q8p	Q10p	My school should help students to come to know Jesus.